


**RIDGE DETAILS**

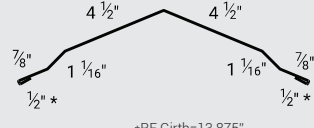
**VENTED RIDGE CAP**



Profile Code: **TS3**  
Detail Code: **01**  
Detail Num: **VR**  
Girth Num: **15.0"**

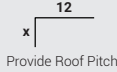


**NON-VENTED RIDGE**

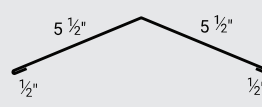


Profile Code: **TS3**  
Detail Code: **01**  
Detail Num: **NV**  
Girth Num: **13.875"**

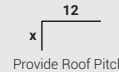
\*RF Girth=13.875"



**HIP RIDGE**

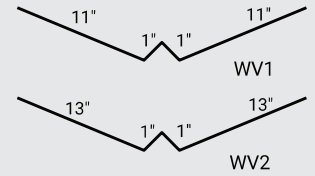


Profile Code: **TS3**  
Detail Code: **01**  
Detail Num: **HR**  
Girth Num: **12.0"**



**VALLEY**

**24" or 28" W-VALLEY**

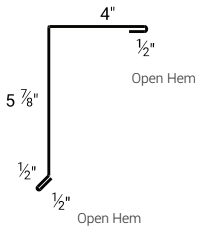


Profile Code: **TS3**  
Detail Code: **08**  
Detail Num: **WV1**  
Girth Num: **24.0"**

Profile Code: **TS3**  
Detail Code: **08**  
Detail Num: **WV2**  
Girth Num: **28.0"**

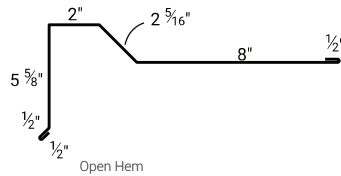
**GABLE DETAILS**

**4" MINI GABLE**



Profile Code: **TS3**  
Detail Code: **02**  
Detail Num: **4GD**  
Girth Num: **11.125"**

**OPEN PROW GABLE**



Profile Code: **TS3**  
Detail Code: **02**  
Detail Num: **pg2**  
Girth Num: **19.438"**

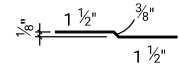
**CLEATS**

**CONT. CLEAT**



Profile Code: **TS3**  
Detail Code: **01**  
Detail Num: **cc1**  
Girth Num: **2.0"**

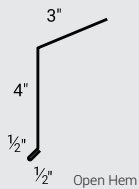
**OFFSET CLEAT**



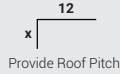
Profile Code: **TS3**  
Detail Code: **02**  
Detail Num: **oc1**  
Girth Num: **3.375"**

**EAVE DETAILS**

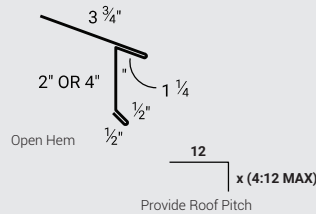
**4" EAVE**



Profile Code: **TS3**  
Detail Code: **03**  
Detail Num: **4ED**  
Girth Num: **8.0"**



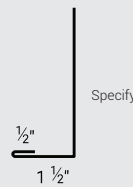
**STYLE D EAVE**



Profile Code: **TS3**  
Detail Code: **03**  
Detail Num: **D1**  
Girth Num: **8.0"**

Profile Code: **TS3**  
Detail Code: **03**  
Detail Num: **D2**  
Girth Num: **10.0"**

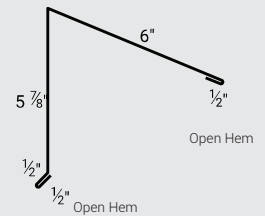
**FASCIA**



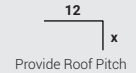
Profile Code: **TS3**  
Detail Code: **03**  
Detail Num: **F**  
Girth Num: **VAR.**

**TOP CAP**

**4" MINI TOP CAP**

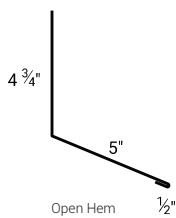


Profile Code: **TS3**  
Detail Code: **04**  
Detail Num: **MTC**  
Girth Num: **13.125"**

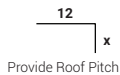


**TRANSITIONS**

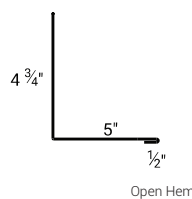
**ENDWALL**



Profile Code: **TS3**  
Detail Code: **07**  
Detail Num: **EW**  
Girth Num: **10.25"**

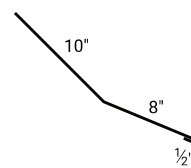


**SIDEWALL**



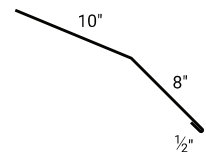
Profile Code: **TS3**  
Detail Code: **07**  
Detail Num: **SW**  
Girth Num: **10.25"**

**TRANSITION HIGH LOW**



Profile Code: **TS3**  
Detail Code: **07**  
Detail Num: **HL**  
Girth Num: **18.5"**

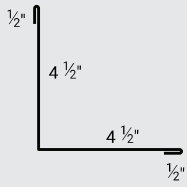
**TRANSITION LOW HIGH**



Profile Code: **TS3**  
Detail Code: **07**  
Detail Num: **LW**  
Girth Num: **18.5"**

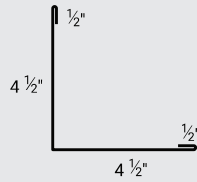
**CORNERS**

**INSIDE CORNER**



Profile Code: **TS3**  
Detail Code: **06**  
Detail Num: **IC**  
Girth Num: **10.0"**

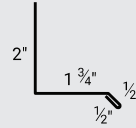
**OUTSIDE CORNER**



Profile Code: **TS3**  
Detail Code: **06**  
Detail Num: **OC**  
Girth Num: **10.0"**

**TRIM PIECE**

**BASE DRIP**



Profile Code: **TS3**  
Detail Code: **05**  
Detail Num: **BT1**  
Girth Num: **4.75"**

**SPECIALTY**

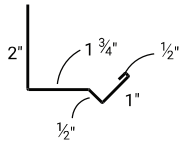
**DOOR CAP**



Profile Code: **TS3**  
Detail Code: **09**  
Detail Num: **DC**  
Girth Num: **VAR.**

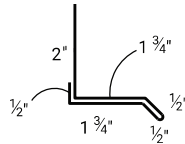
**TRIM PIECES**

**HEAD TRIM**



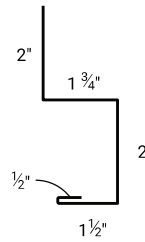
Profile Code: **TS3**  
Detail Code: **05**  
Detail Num: **HT**  
Girth Num: **5.75"**

**DOUBLE BASE DRIP**



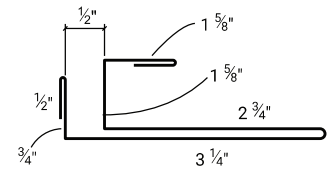
Profile Code: **TS3**  
Detail Code: **05**  
Detail Num: **BT2**  
Girth Num: **7.0"**

**BROOM BASE**



Profile Code: **TS3**  
Detail Code: **05**  
Detail Num: **BT3**  
Girth Num: **7.75"**

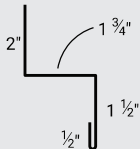
**F&J TRIM**



Profile Code: **TS3**  
Detail Code: **05**  
Detail Num: **FJ**  
Girth Num: **11.0"**

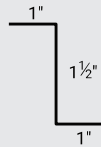
+V-SOFFIT TO 1 1/2" TRU SNAP

**WAINSCOT**



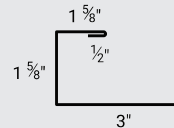
Profile Code: **TS3**  
Detail Code: **05**  
Detail Num: **ZM3**  
Girth Num: **5.75"**

**Z TRIM**



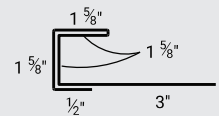
Profile Code: **TS3**  
Detail Code: **05**  
Detail Num: **ZM1**  
Girth Num: **3.5"**

**1 5/8" J TRIM**



Profile Code: **TS3**  
Detail Code: **05**  
Detail Num: **JM1**  
Girth Num: **6.75"**

**1 5/8" DOUBLE J TRIM**



Profile Code: **TS3**  
Detail Code: **05**  
Detail Num: **JM2**  
Girth Num: **10.0"**